

collezione / collection  
**ANNA**

Dimensioni / Dimensions



200 cm



8 mm

Profili di serie / Standard profiles

inox lucido, inox satinato  
*polished stainless steel, satin stainless steel*

Vetri di serie / Standard glasses

trasparente, satinato  
*transparent, satin*

Caratteristiche Tecniche / Technical Features



accesso  
facilitato



trattamento  
preventivo  
anticalcare



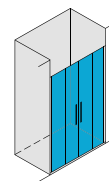
scorrimento  
con cuscinetti a  
sfera



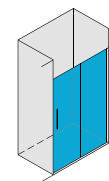
sistema di  
scorrimento su  
binario superiore  
sgancio rapido  
a pressione  
per anta  
scorrevole



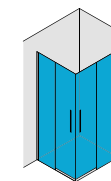
**ANNA N.2FS**



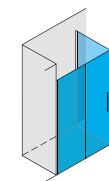
**ANNA N.FS**



**ANNA A.2FS**



**ANNA A.FS+L**



**FCX200/8**

